



A Donaldson Company

A WORLD LEADER IN FUME
EXTRACTION TECHNOLOGY

T 1

Last Updated on 02.02.2022



Single tip extraction for all solder applications.

The T 1 high vacuum unit is designed to extract and filter fumes and debris through small bore hoses and attachments. Ideally suited for soldering iron tip extraction, vac pens and any application requiring close proximity, micro extraction.

Technology



HEPA filter



Advanced carbon
filter (ACF)
technology



ProTECT service
plan



SureCHECK
quality standard

Key features of the T 1

Compact design
Standard

Low noise level
Standard

Tip extraction iron kit
Optional

High vacuum pumps
Standard

3 stage filtration
Standard

Contact BOFA at <https://bofainternational.com/en/contact/>

<https://bofainternational.com/en/portal/datasheets/t-1/>



Approvals: REACH and RoHS. See individual product technical data for specific accreditations

Technical specification

1. Power inlet

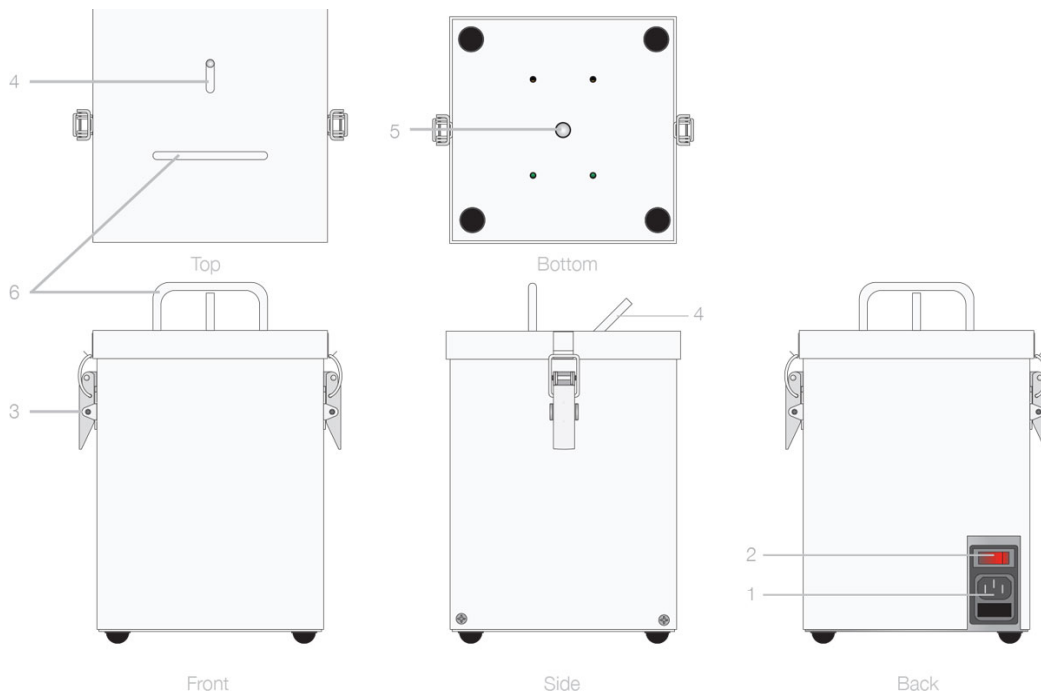
2. On / off switch

3. Filter latch

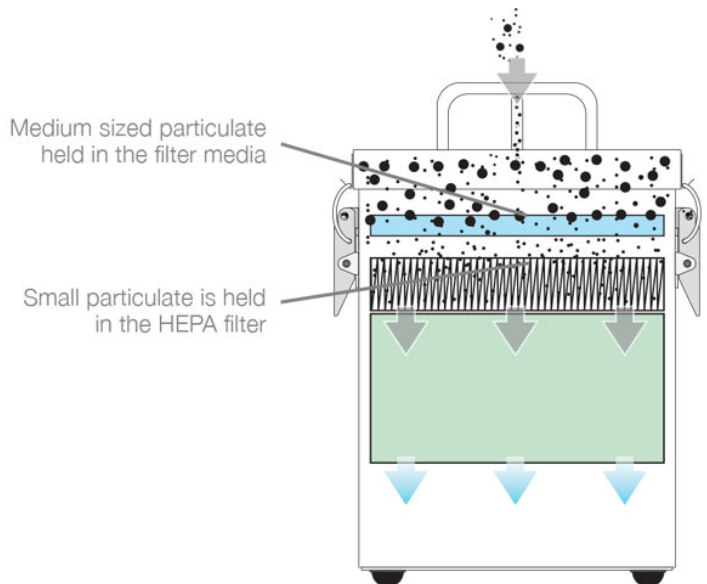

4. Hose inlet connection - 6mm

5. Exhaust outlet

6. Handle



Airflow through filters



Technical data

	EU	US
Dimensions (HxWxD)	270 x 200 x 185mm	10.63 x 7.87 x 7.28"
Cabinet construction	Powder coated mild steel	Powder coated mild steel

Technical data

Recommended flow rate with filters fitted (per tip)	22 L/M	22 L/M
Electrical data	230v Single-phase 1~ 50/60Hz Full load current: 0.25amps / 40w	115v 60/50Hz Full load current: 0.46amps / 32w
Noise level	< 56dba (at typical operating speed)	< 56dba (at typical operating speed)
Weight	5kg	11lbs
Pre-filter efficiency	F7 (85% @ 0.8 microns)	F7 (85% @ 0.8 microns)
HEPA filter efficiency	(99.997% @ 0.3 microns	(99.997% @ 0.3 microns
Gas filter	Treated activated carbon	Treated activated carbon
Approvals	UKCA and CE	UKCA and CE

Unit part numbers

Model	Voltage	Part no.
T 1 Powder coated	230V	E0142A0000
T 1 Powder coated	115V	E0141A0000

Filter part numbers

Model	Pre-filter part number	Combined filter part number
T 1	A1030087	A1030086

Universal adjustable iron kit part numbers

Model	Part no.
Non ESD	A1090025
ESD	A1090026

Universal iron kit components



(Maximum number of soldering irons: 1)

1. 6mm stainless steel tube
220mm long

5. 1 x clear plug

2. 6mm stainless steel tube
110mm long

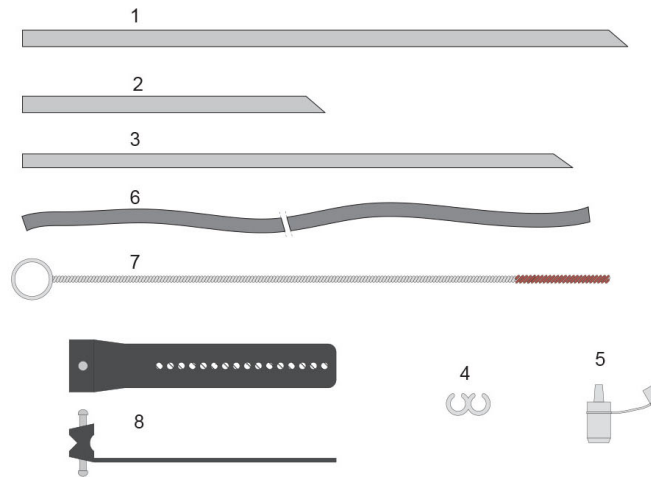
6. 2.5meters of 6.5mm x
4.5mm silicone hose

3. 5mm stainless steel tube
200mm long

7. Small brass brush

4. 4 x E clips

8. Rubber tube to iron strap



Other languages

T 1 datasheet
[Spanish](#)

T 1 datasheet
[German](#)

T 1 datasheet
[French](#)

T 1 datasheet
[Italian](#)

Datasheet correct at time of publishing.

Where applicable, the carbon used in BOFA units is capable of removing a wide range of VOCs, however it is the responsibility of the user to ensure the carbon is suitable for their application. For specific applications, please contact us for details.

Important Notice: Many factors beyond the control of BOFA can affect the use and performance of BOFA products in a particular application, including the conditions under which the product is used. Since these factors are uniquely within the user's knowledge and control, it is essential the user evaluate the products to determine whether the product is fit for the particular purpose and suitable for the user's application. All products, product specifications, availability and data are subject to change without notice, and may vary by region or country.

Think before you print! Please consider the environment before printing this document.

